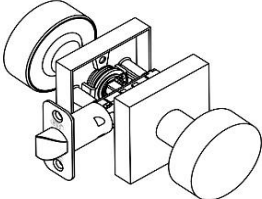
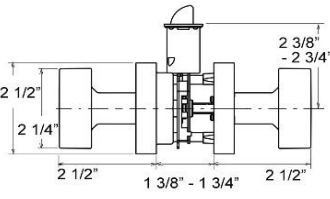
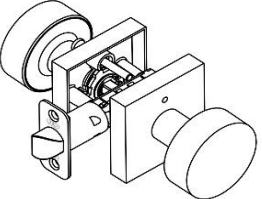
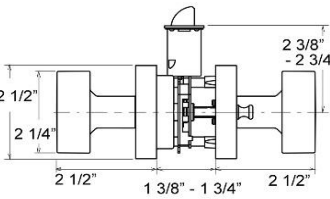
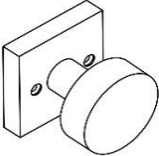
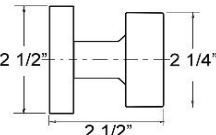
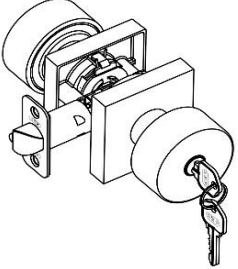
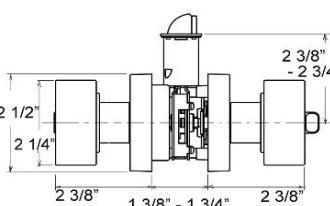
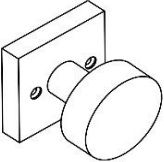
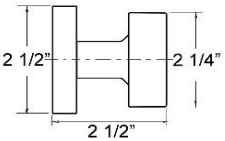


# BETTER HOME PRODUCTS

## BELVEDERE COLLECTION SPECIFICATIONS

### SATIN NICKEL FINISH

		<p><b>BHP</b> ITEM# 32115SN - Passage Set ITEM# UL32115SN - UL Listed</p> <p>Grade III tubular passage set. Solid zinc cast construction.  <b>Door Prep</b> - Crossbore 2 1/8", Edge Bore 1", Latch Face 1"x2 1/4"  <b>Door Thickness</b> - 1 3/8" to 1 3/4"  <b>Function:</b> Both knobs always free  <b>Strike</b> - Full lip radius corner standard. Other options available  <b>Latch</b> - 1/2" throw bolt, 2 3/8" or 2 3/4" backset adjustable. Radius corner face plate standard. Other options available  <b>Door Handing</b> - Non-handed</p>
		<p><b>BHP</b> ITEM# 32215SN - Privacy Set</p> <p>Grade III tubular privacy set. Solid zinc cast construction.  <b>Door Prep</b> - Crossbore 2 1/8", Edge Bore 1", Latch Face 1"x2 1/4"  <b>Door Thickness</b> - 1 3/8" to 1 3/4"  <b>Function</b> - Outside knob locked by push button inside, inside knob always free. Also can be opened by emergency key out side  <b>Strike</b> - Full lip radius corner standard. Other options available  <b>Latch</b> - 1/2" throw bolt, 2 3/8" or 2 3/4" backset adjustable. Radius corner face plate standard. Other options available  <b>Door Handing</b> - Non-handed</p>
		<p><b>BHP</b> ITEM# 32315SN - Dummy Knob</p> <p>Grade III dummy knob. Solid zinc cast construction.  <b>Door Prep</b> - Surface mounted with 2 exposed mounting screws. No door prep needed  <b>Door Thickness</b> - greater than 1"  <b>Function:</b> Fixed knob, for doors where only a pull / push is required.  <b>Door Handing</b> - Non-handed</p>
		<p><b>BHP</b> ITEM# 32515SN - Entry Set ITEM# UL32515SN - UL Listed</p> <p>All metal components with inner anti-pick shield  <b>Door Prep</b> - Crossbore 2 1/8", Edge Bore 1", Latch Face 1"x2 1/4"  <b>Door Thickness</b> - 1 3/8" to 1 3/4"  <b>Function:</b> Locked or unlocked by key outside or turn-piece inside.  <b>Cylinder</b> - 5 pin KW1 keyway. Other options available  <b>Strike</b> - Full lip radius corner standard. Other options available  <b>Latch</b> - 1/2" throw bolt, 2 3/8" or 2 3/4" backset adjustable. Radius corner face plate standard. Other options available  <b>Door Handing</b> - Non-handed</p>
		<p><b>BHP</b> ITEM# 32915SN - Handleset Trim Knob</p> <p>Grade III handleset trim knob, works for all BHP offering handlesets. Solid zinc cast construction.  <b>Door Prep</b> - See BHP handleset door prep  <b>Door Thickness</b> - 1 3/8" to 1 3/4"  <b>Function:</b> Knob always free  <b>Door Handing</b> - Non-handed  <b>** Packed with a square shape style match deadbolt backplate for handleset</b></p>