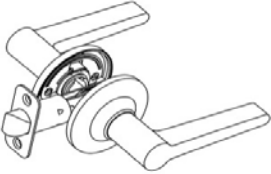
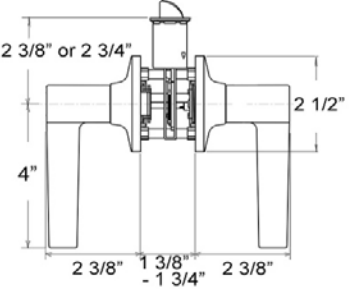
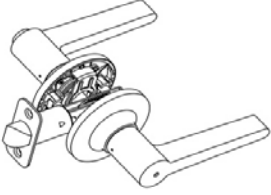
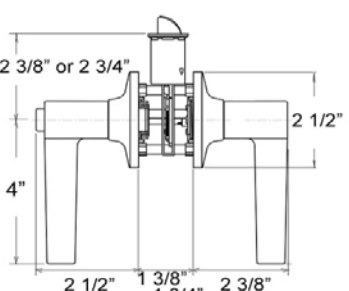

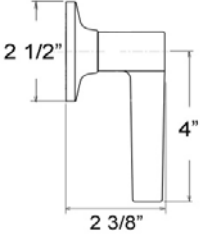

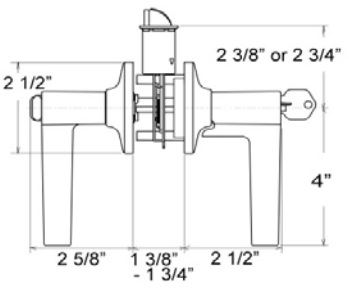

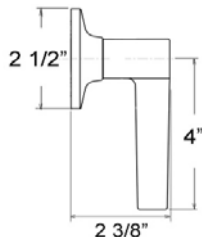


# BETTER HOME PRODUCTS

## DILLON BEACH COLLECTION SPECIFICATIONS

### DARK BRONZE FINISH

		<p><b>BHP</b> ITEM# 11111DB - Passage Set</p> <p>Grade III tubular passage set. All metal components  <b>Door Prep</b> - Crossbore 2 1/8", Edge Bore 1", Latch Face 1"x2 1/4"  <b>Door Thickness</b> - 1 3/8" to 1 3/4"  <b>Function:</b> Both levers always free  <b>Strike</b> - Full lip radius corner standard. Other options available  <b>Latch</b> - 1/2" throw bolt, 2 3/8" or 2 3/4" backset adjustable. Radius corner face plate standard. Other options available  <b>Door Handing</b> - Non handed</p>
		<p><b>BHP</b> ITEM# 11211DB - Privacy Set</p> <p>Grade III tubular privacy set. All metal components  <b>Door Prep</b> - Crossbore 2 1/8", Edge Bore 1", Latch Face 1"x2 1/4"  <b>Door Thickness</b> - 1 3/8" to 1 3/4"  <b>Function</b> - Outside lever locked by push button inside, inside lever always free. Outside lever also can be opened by emergency key  <b>Strike</b> - Full lip radius corner standard. Other options available  <b>Latch</b> - 1/2" throw bolt, 2 3/8" or 2 3/4" backset adjustable. Radius corner face plate standard. Other options available  <b>Door Handing</b> - Non handed</p>
		<p><b>BHP</b> ITEM# 11311DB - Dummy Lever</p> <p>Grade III dummy lever. All metal components  <b>Door Prep</b> - Surface mounted with 2 exposed mounting screws. No door prep needed  <b>Door Thickness</b> - greater than 1"  <b>Function:</b> Active lever, for doors where only a pull / push is required.  <b>Door Handing</b> - Non handed</p>
		<p><b>BHP</b> ITEM# 115111DB - Entry Set</p> <p>Grade III tubular Lever-Lever entry set. All metal components  <b>Door Prep</b> - Crossbore 2 1/8", Edge Bore 1", Latch Face 1"x2 1/4"  <b>Door Thickness</b> - 1 3/8" to 1 3/4"  <b>Function:</b> Both sides locked or unlocked by key out side or center turn-button inside  <b>Cylinder</b> - 5 pins, Kwikset® KW 1 keyway  <b>Strike</b> - Full lip round radius standard. Other options available  <b>Latch</b> - 1/2" throw dead latch, 2 3/8" or 2 3/4" backset adjustable. Radius corner face plate standard. Other options available  <b>Door Handing</b> - Non handed</p>
		<p><b>BHP</b> ITEM# 11911DB - Trim Lever</p> <p>Grade III handleset trim lever, works for all BHP offering handlesets. All metal components  <b>Door Prep</b> - See BHP handleset door prep  <b>Door Thickness</b> - 1 3/8" to 1 3/4"  <b>Function:</b> Lever always free  <b>Door Handing</b> - Non handed</p>