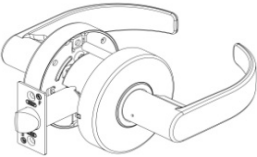
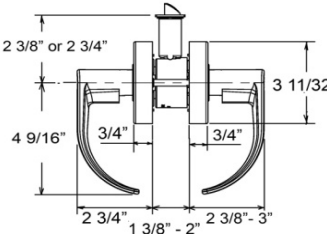
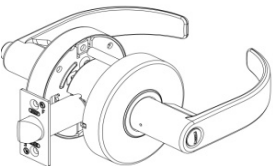
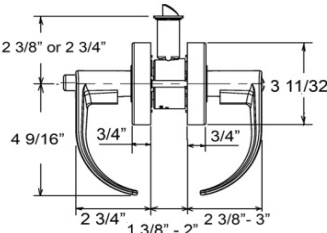

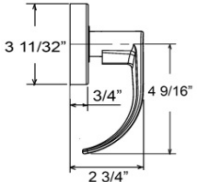
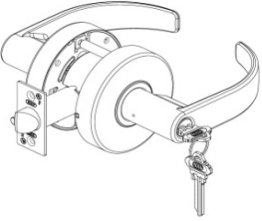
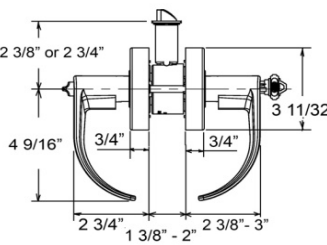
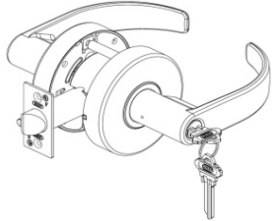
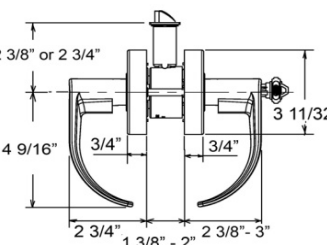
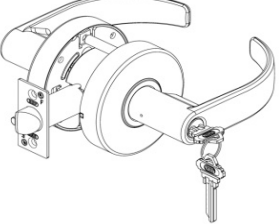
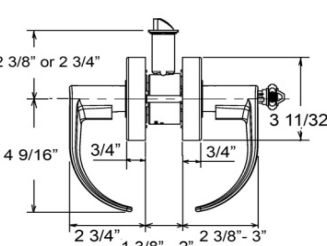


BETTER HOME PRODUCTS

WEST PORTAL COMMERCIAL GRADE II LEVERS

DARK BRONZE FINISH

		<p>BHP ITEM# 57111DB - Passage Set</p> <p>Grade II cylindrical passage set. UL listed. 3 hour fire rating Door Prep - Crossbore 2 1/8", Edge Bore 1" , Thru-bolt 5/16" Door Thickness - 1 3/8" to 2" Function: Both levers always free Strike - Square corner T-strike standard. Other options available Latch - 1/2" throw bolt, 2 3/4" backset standard 2 3/8" backset optional. Square corner face plate standard. Other options available Door Handing - Non - Handed</p>
		<p>BHP ITEM# 57211DB - Privacy Set</p> <p>Grade II cylindrical privacy set. UL listed. 3 hour fire rating Door Prep - Crossbore 2 1/8", Edge Bore 1" , Thru-bolt 5/16" Door Thickness - 1 3/8" to 2" Function - Outside lever locked by push button inside, inside lever always free. Outside lever also can be opened by emergency key Strike - Square corner standard. Other options available Latch - 1/2" throw bolt, 2 3/4" backset standard. 2 3/8" backset optional. Square corner face plate standard. Other options available</p>
		<p>BHP ITEM# 57311DB - Dummy Lever</p> <p>Grade II dummy lever. All metal components. Door Prep - Surface mounted with 2 mounting screws. Door Thickness - Greater than 1" Function: For doors where only a pull / push is required. Door Handing - Non - Handed</p>
		<p>BHP ITEM# 57511DB - Entry Set</p> <p>Grade II cylindrical entry set. UL listed. 3 hour fire rating Door Prep - Crossbore 2 1/8", Edge Bore 1", Thru-bolt 5/16" Door Thickness - 1 3/8" to 2" Function: Outsides locked or unlocked by key out side or center push-tur button inside . With clutch function. Inside lever always free. Cylinder - 6 pins, Schlage® C Keyway Strike - Square corner T-strike standard. Other options available Latch - 1/2" throw bolt, 2 3/4" backset standard. 2 3/8" backset optional. Square corner face plate standard. Other options available</p>
		<p>BHP ITEM# 57611DB - Storeroom Function Entry Set</p> <p>Grade II cylindrical entry set. UL listed. 3 hour fire rating Door Prep - Crossbore 2 1/8", Edge Bore 1", Thru-bolt 5/16" Door Thickness - 1 3/8" to 2" Function: Outsides locked or unlocked by key out side . Clutch function. Inside lever always free. Outside lever always locked. Cylinder - 6 pins, Schlage® C Keyway Strike - Square corner T-strike standard. Other options available Latch - 1/2" throw bolt, 2 3/4" backset standard. 2 3/8" backset optional. Square corner face plate standard. Other options available</p>
		<p>BHP ITEM# 57711DB - Classroom Function Entry Set</p> <p>Grade II cylindrical entry set. UL listed. 3 hour fire rating Door Prep - Crossbore 2 1/8", Edge Bore 1", Thru-bolt 5/16" Door Thickness - 1 3/8" to 2" Function: Outsides locked or unlocked by key out side . Clutch function. Classroom function. Inside lever always free. Cylinder - 6 pins, Schlage® C Keyway Strike - Square corner T-strike standard. Other options available Latch - 1/2" throw bolt, 2 3/4" backset standard. 2 3/8" backset optional. Square corner face plate standard. Other options available</p>

