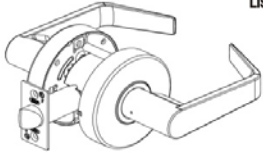
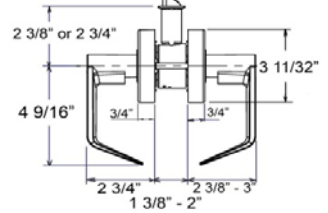
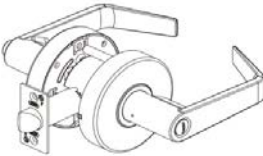
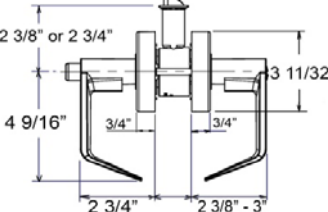

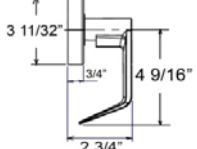
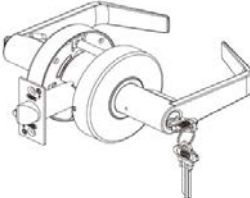
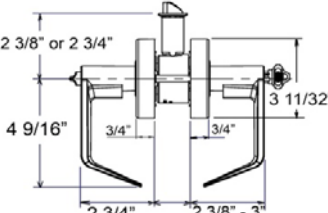
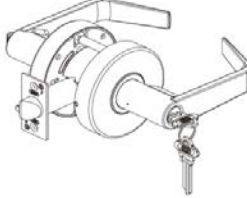
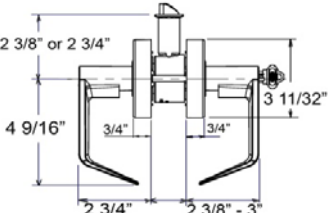
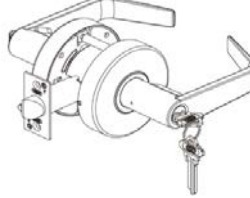
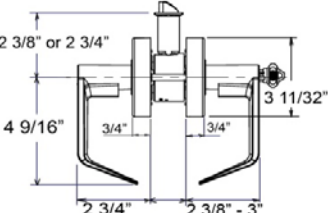


BETTER HOME PRODUCTS

PARK PRESIDIO COLLECTION COMMERCIAL GRADE II LEVERS. MEET ADA CODE
SATIN NICKEL FINISH

 <p>UL LISTED</p>	 <p>2 3/8" or 2 3/4" 4 9/16" 3 11/32" 3/4" 3/4" 2 3/4" 1 3/8" - 2" 2 3/8" - 3"</p>	<p>BHP ITEM# 94115SN - Passage Set ANSI Grade II cylindrical passage set. UL listed. 3 hour fire rating Door Prep - Crossbore 2 1/8", Edge Bore 1", Thru-bolt 5/16" Door Thickness - 1 3/8" to 2" Function: Both levers always free Strike - ASA strike standard. Other options available Latch - 1/2" throw bolt, 2 3/4" backset standard 2 3/8" backset optional. Square corner face plate standard. Other options available Door Handing - Non - Handed</p>
 <p>UL LISTED</p>	 <p>2 3/8" or 2 3/4" 4 9/16" 3 11/32" 3/4" 3/4" 2 3/4" 1 3/8" - 2" 2 3/8" - 3"</p>	<p>BHP ITEM# 94215SN - Privacy Set ANSI Grade II cylindrical privacy set. UL listed. 3 hour fire rating Door Prep - Crossbore 2 1/8", Edge Bore 1", Thru-bolt 5/16" Door Thickness - 1 3/8" to 2" Function - Outside lever locked by push button inside, inside lever always free. Outside lever also can be opened by emergency key Strike - ASA strike standard. Other options available Latch - 1/2" throw bolt, 2 3/4" backset standard. 2 3/8" backset optional. Square corner face plate standard. Other options available Door Handing - Non - Handed</p>
	 <p>3 11/32" 4 9/16" 3/4" 2 3/4"</p>	<p>BHP ITEM#94315SN - Dummy Lever ANSI Grade II dummy lever. All metal components. Door Prep - Surface mounted with 2 mounting screws. Door Thickness - Greater than 1" Function: For doors where only a pull / push is required.</p>
 <p>UL LISTED</p>	 <p>2 3/8" or 2 3/4" 4 9/16" 3 11/32" 3/4" 3/4" 2 3/4" 1 3/8" - 2" 2 3/8" - 3"</p>	<p>BHP ITEM# 94515SN - Entry Set ANSI Grade II cylindrical entry set. UL listed. 3 hour fire rating Door Prep - Crossbore 2 1/8", Edge Bore 1", Thru-bolt 5/16" Door Thickness - 1 3/8" to 2" Function: Outsides locked or unlocked by key out side or center push-turn button inside. With clutch function. Inside lever always free. Cylinder - 6 pins, Schlage® C Keyway Strike - ASA strike standard. Other options available Latch - 1/2" throw bolt, 2 3/4" backset standard. 2 3/8" backset optional. Square corner face plate standard. Other options available Door Handing - Non - Handed</p>
 <p>UL LISTED</p>	 <p>2 3/8" or 2 3/4" 4 9/16" 3 11/32" 3/4" 3/4" 2 3/4" 1 3/8" - 2" 2 3/8" - 3"</p>	<p>BHP ITEM# 94615SN - Storeroom Function Entry Set ANSI Grade II cylindrical entry set. UL listed. 3 hour fire rating Door Prep - Crossbore 2 1/8", Edge Bore 1", Thru-bolt 5/16" Door Thickness - 1 3/8" to 2" Function: Outsides locked or unlocked by key out side. Clutch function. Inside lever always free. Outside lever always locked. Cylinder - 6 pins, Schlage® C Keyway Strike - ASA strike standard. Other options available Latch - 1/2" throw bolt, 2 3/4" backset standard. 2 3/8" backset optional. Square corner face plate standard. Other options available Door Handing - Non - Handed</p>
 <p>UL LISTED</p>	 <p>2 3/8" or 2 3/4" 4 9/16" 3 11/32" 3/4" 3/4" 2 3/4" 1 3/8" - 2" 2 3/8" - 3"</p>	<p>BHP ITEM# 94715SN- Classroom Function Entry Set ANSI Grade II cylindrical entry set. UL listed. 3 hour fire rating Door Prep - Crossbore 2 1/8", Edge Bore 1", Thru-bolt 5/16" Door Thickness - 1 3/8" to 2" Function: Outsides locked or unlocked by key out side. Clutch function. Classroom function. Inside lever always free. Cylinder - 6 pins, Schlage® C Keyway Strike - ASA strike standard. Other options available Latch - 1/2" throw bolt, 2 3/4" backset standard. 2 3/8" backset optional. Square corner face plate standard. Other options available Door Handing - Non - Handed</p>